








EuroSTAR 2021 Platform Guide

Navigate the EuroSTAR platform by using the left-hand menu to access the following areas:

 Home	Home	This is where the Agenda is located. Reach out to the EuroSTAR Team via the event chat.
 Stages	Stages 1-3	Where all the Keynote, Tutorial & Track Talks and live Q&A will take place. Ask the speakers questions in the Q&A tab.
 Sessions	Community Sessions	Enjoy live discussions, AMA, demos & fun interactive sessions after every stage talk – like the EuroSTAR Huddle area at a physical event
 Speed-Meet	Speed Meet	Real time networking via a 3 minute 1:1 video chat. Be matched with a different attendee every time.
 Expo	Expo	Connect with solution providers in the EuroSTAR Expo - chat & ask questions

Tips for using the EuroSTAR platform

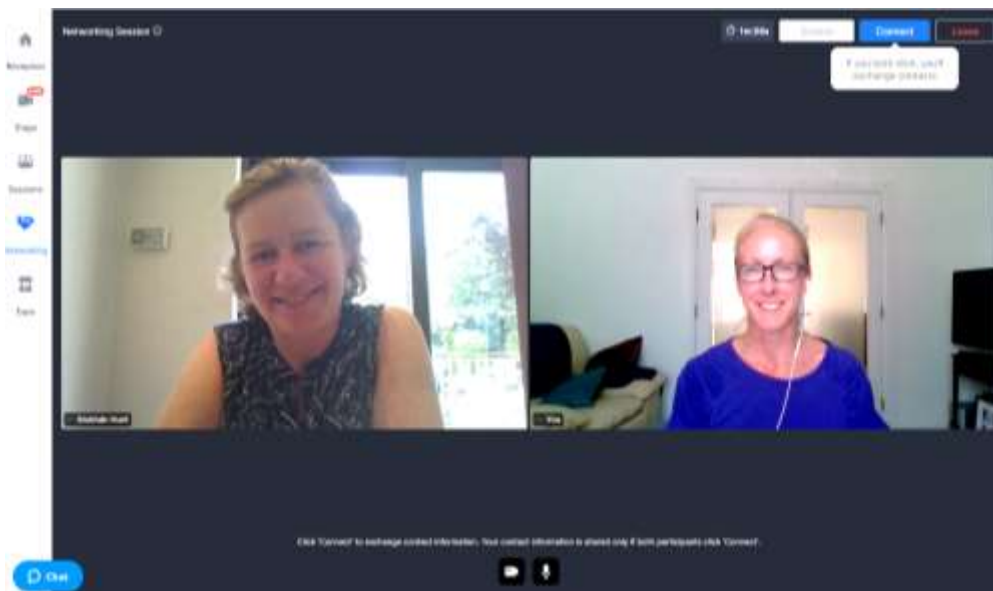
- The latest versions of Chrome or Firefox guarantee the best experience. Hopin advise you avoid Brave, Safari, Microsoft Internet Explorer or Edge.
- Mobile browsers: Safari on iOS/iPadOS and Google Chrome on Android.
- You can only access on 1 device at a time.
- **Note:** Sometimes, third-party extensions can affect the experience blocking some of the Hopin interface elements. Hopin recommend opening the event in *Incognito mode* (command+Shift+N on macOS or Ctrl+Shift+N on Windows) on Chrome or *Private tab* (command+Shift+P for macOS or Ctrl+Shift+P for Windows) on Firefox.
- When an area (e.g., Stage) is “live” according to the event schedule, the red “LIVE” tag will be shown, indicating to attendees where the action is at the time.
- The “What’s happening now” button in the Home area allows you to one-click navigate to where the action is.
- Keep track of any announcements and pinned messages from EuroSTAR in the event chat.
- Make sure to move around the platform to make the most out of the interactivity.





Networking

- Attendees can message each other through direct messages. To send a DM, find the person you wish to chat with in the 'Attendees' tab, click their profile photo and send the message. A red dot in the recipient's Attendee tab and on the envelope icon (top right) will let them know they have a new message.
- You can also invite another attendee to join you in a private video meeting room, by inviting them to a video call.
- Throughout EuroSTAR 2021 you can also avail of the Speed Meet function and recreate the random meetings of a physical conference with some virtual video chats. You never know who'll you meet and you'll have 3 minutes to strike up a connection.
- Example of Speed Meeting below:



Guide to Live Chat & Polls

There are a number of different chat feeds, here is an explanation of each chat:

- **Event chat** is for conference-wide discussions. It's accessible on every page of the platform.
- **Q&A** is for your questions during the stage talks. These will be answered live after each talk.
- **Stage and Session** chats are for discussions during stage or session presentations – only visible in those talks & where you post your questions for Q&A.
- **Booth chat** – Expo booths feature their own individual chat area as well as being able to toggle to the main event wide chat feed
- Aside from the chat, you can participate in **polling** under the 'Polls' tab.

See you at EuroSTAR 2021!